



ACOUSTALAY®

X-linked underlay for floating laminate & engineered floors

1500

FOR USE WITH
FLOATING FLOORS









PERFORMANCE

HEAVY COMMERCIAL

ACOUSTALAY® 1500 is ideally suited to heavy commercial applications with typical installations including offices, boutiques, cafés, canteens and acoustically sensitive areas.

Suitable for use with underfloor heating.

(Operating temperature -50°C to 100°C.)

 TYPICAL USE ACOUSTIC Office, Boutique, Café, Canteen	 PERFORMANCE Heavy Commercial 15 kPa 1500 Kg/m ² (max load)
 JOINT PROTECTION 60 kPa 6000 Kg/m ² (compressive strength)	 THICKNESS 2mm (1.8mm spot levelling)
 THERMAL INSULATION Low 0.052m ² K/W	 VAPOUR BARRIER (MOISTURE) YES
 IN-ROOM SOUND QUALITY (DRUM) ★★★	 TRANSMITTED SOUND REDUCTION (IMPACT) ★★ 20dB

Always read and follow the guidelines supplied with the underfloor heating system and/or floor to be fitted. ACOUSTALAY® should be used as an insulating/'Spot levelling' layer between the floor to be laid and the sub-floor.




If the underlay fails, the floor fails!!

All underlay must provide a minimum of 1.5mm protective layer between the floor and sub-floor (spot levelling) and deflect no more than 0.5mm to protect the joints.



1 Ensure floor is clean and flat*. Unroll at 90° to the direction of the floor - covering area to be laid.
To assist laying apply double sided tape to the perimeter of the sub-floor.



2 If laid on a concrete sub-floor so the ACOUSTALAY® is to be used as a 'vapour barrier' - then the first row should be laid with a minimum of 20mm up the walls. Butt the next row edge tightly to the first ensuring that they do not overlap and carefully tape the joints using a waterproof



tape. All rows including the last should also be laid with a minimum of 20mm up the wall. This will be concealed behind the new or refitted skirting[§] once the floor is laid.
3 Lay the flooring on top of the ACOUSTALAY® referring to the manufacturer's instructions.

INSTALLATION

* A flat sub-floor means deviations of less than 2mm over 2.5m.

§ If original skirting is not removed then lay the ACOUSTALAY® 20mm up the skirting and conceal with appropriate scotia/trim.